


Emergency stop switch

84-5530.0040

Distribution by
Newark



<https://newark.eao.com/component/84-5530.0040...>

Your product:



84-5530.0040 Emergency stop switch

FRONT

Front dimension: Ø 32 mm

Front form: Round

MOUNTING

Mounting cut-out: Ø 22.3 mm

Mounting type: Panel mounting

OPERATING-/INDICATION PART

Lens colour: Red

Lens material: Plastic, according to UL 94 V0

Lens illumination: Non illuminated

Lens shape: Mushroom-head

Lens optics: opaque

Lens: round

Switching position ring: Green

ELECTRICAL CHARACTERISTICS

Switching voltage and switching current:

| | | |
|--|---------------|----------------|
| Switch rating AC with silver contact (gold plated) | | |
| Service category AC-15 as per EN IEC 60947-5-1 | | |
| Voltage | 120 VAC | 240 VAC |
| Current | 3 A | 1,5 A |
| Switch rating AC with silver contact (gold plated) | | |
| Service category DC-13 as per EN IEC 60947-5-1 | | |
| NO contacts | NC contacts | NO/NC contacts |
| (48 VA) | (60 VA) | |
| 12 VDC/2.0 A | 12 VDC/2.5 A | 125 VDC/0.22 A |
| 24 VDC/2.0 A | 24 VDC/2.5 A | 250 VDC/0.11 A |
| 48 VDC/1.0 A | 48 VDC/1.25 A | |
| 60 VDC/0.8 A | 60 VDC/1.0 A | |

| | | |
|--|---|----------|
| Contacts: | 1 NC / 1 NO | |
| Rated Operational Voltage Ue: | 250 VAC/DC according to EN IEC 60947-1 | |
| Rated impulse withstand voltage Uimp: | 4 kV, according to EN IEC 60947-1 | |
| Rated insulation voltage Ui: | 250 V according to EN / IEC 60947-1 | |
| Rated short-circuit current caused: | 1 000 A, type of short-circuit device 6 A gG (EN 60947-5-1) | |
| Recommended minimum operational data: | Silver contacts (gold plated) | |
| | Voltage | 1 VAC/DC |
| | Current | 1 mA |
| Switching rating: | 250 V AC @ 1,5 A | |
| Electrical lifetime: | 50 000 cycles of operation | |
| Electric strength: | 500 VAC, 50 Hz, 1 minute according to DIN IEC 60512-2 | |
| Overvoltage category: | III, according to EN / IEC 61058-1 | |
| Pollution degree: | 3, according to EN IEC 60947-1 | |
| Protection class: | II, according to EN / IEC 60947-5 | |
| Standards: | According to EN 60947-5-1, EN 60947-5-5, DIN EN ISO 13850, EN IEC 60204 | |
| Thermal current Ith: | 5 A | |

MECHANICAL CHARACTERISTICS

| | |
|-----------------------------|-----------------------------|
| Terminal: | Flat ribbon cable 300 mm |
| Contact material: | Gold |
| Switching action: | Maintained |
| Switching system: | Slow-make switching element |
| Release type: | Twist to unlock |
| Mechanical lifetime: | 250 000 cycles of operation |
| Operating force: | 20 N ±4 N |
| Operating Travel: | ca. 4 mm |

Tightening torque: Fixing nut 0.8 Nm

Weight: 0.036 kg

AMBIENT CONDITION

IP front protection: IP65, IP66, IP67, according to DIN EN 60529

IP Protection: IP20 rear side

IK Protection: IK07 as per IEC 62262

Operating temperature: – 25 °C ... + 70 °C

Storage temperature: – 25 °C ... + 85 °C

Shock resistance: Max. 150 m / s², pulse width 11 ms, 3-axis, (semi-sinusoidal as per EN IEC 60068-2-27)

Vibration resistance: Max. 50 m / s² from 10 Hz ... 500 Hz, 10 cycles, 3-axis (sinusoidal EN IEC 60068-2-6)

Climate resistance: Damp heat, cyclic: 96 hours, + 25 °C/97 %, + 55 °C/93 % relative humidity, as per EN IEC 60068-2-30
Damp heat, steady: 56 days, + 40 °C/93 % relative humidity, according to EN IEC 60068-2-78
Saline mist: 96 hours, + 35 °C in chemical solution NaCl, as per EN IEC 60068-2-11
Dry heat: 96 hours, + 70 °C, as per EN IEC 60068-2-2
Low temperature: 96 hours, – 40 °C (as per EN IEC 60068-2-1)
Simulated solar radiation test SA2 and weathering test SB1 as per EN IEC 60068-2-5

CERTIFICATE

Approbations: CB (IEC 60947-5-1, IEC60947-5-5), CCC, EN ISO 13850, UL NISD

Conformities: CE, UKCA, 2006 / 42 / EC (MD), 2011 / 65 / EC (RoHS)

REACH: REACH compliant

RoHS: RoHS compliant

OTHER

Short Description: Emergency stop switch, Ø 22.3 mm, Ø 32 mm, Mushroom-head, Non illuminated, Red, Plastic, according to UL 94 V0, opaque, Round, 1 NC / 1 NO, Maintained, Flat ribbon cable 300 mm, IP65, IP66, IP67, according to DIN EN 60529, Twist to unlock

Material: Plastic, according to UL 94 V0

Housing colour: Yellow

Housing material: Plastic, according to UL 94 V0

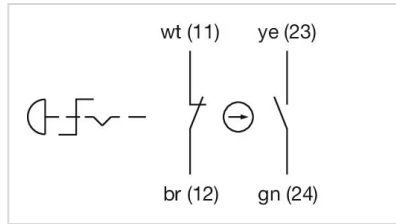
Hints: Twist to unlock clockwise
Foolproof according to EN IEC 60947-5-5

Standard version: Flat ribbon-cable length 300 mm or plug-in terminal 2.8 mm x 0.5 mm

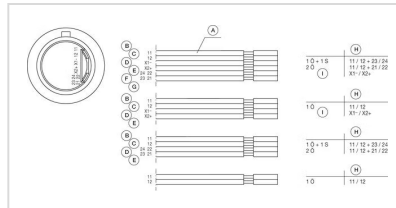
Description component:

The double-break switching system can be supplied for the following switching functions: 1 Normally closed, 2 Normally closed, 1 Normally closed + 1 Normally open. The Normally closed contacts have forced opening according to EN 60947-5-5

Wiring diagrams:

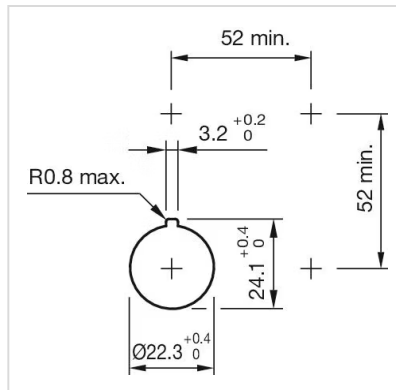


Component layouts:



- A = Cable
- B = white
- C = brown
- D = green
- E = yellow
- F = grey
- G = pink
- H = Terminals
- I = Illumination

Mounting cut-outs:



Dimension drawings:

