

Push button Ø
22 mm silver contact

82-6151.2000.B001

Distribution by
Newark



<https://newark.eao.com/component/82-6151.2000...>

Your product:



82-6151.2000.B001 Push button Ø 22 mm silver contact

Loading ...

FRONT

| | |
|------------------------------|-----------------|
| Front dimension: | Ø 25 mm |
| Front form: | Round |
| Front bezel material: | Stainless steel |
| Front bezel shape: | Flush |

MOUNTING

| | |
|--------------------------|----------------|
| Mounting cut-out: | Ø 22 mm |
| Mounting type: | Panel mounting |

OPERATING-/INDICATION PART

| | |
|---------------------------|-----------------|
| Lens colour: | Silver |
| Lens material: | Stainless steel |
| Lens illumination: | Non illuminated |
| Lens shape: | Flush |
| Lens optics: | opaque |
| Symbol: | ON/OFF |

ELECTRICAL CHARACTERISTICS

Switching voltage and switching current:

according to IEC 60947-5-1 (Silver contacts)

Service categorie AC-15

Voltage

24 VAC

35 VAC

110 VAC

220 VAC

Switch rating DC service categorie DC-13 (Silver contacts)

Voltage

24 VDC

35 VDC

110 VDC

220 VDC

Current

1 A

1 A (M12 version)

1 A

0.5 A

Current

0.7 A

0.5 A (M12 version)

0.2 A

0.1 A

according to UL 508 (Silver contacts)

$\cos\phi$ 0,75 ... 0,8

Voltage

120 VAC

240 VAC

24 VAC

Current

5 A

3 A

1 A

| | |
|--|--|
| Contacts: | 1 C |
| Short circuit protective device: | fuse / 500 V / 5 A / gG |
| Rated short-circuit current caused: | AC: 1 kA DC: 1 kA |
| Switching rating: | 240 V |
| Electrical lifetime: | 50 000 cycles of operation |
| Electric strength: | 1500 VAC, 50 Hz 1 minute between life terminals and ground |
| Pollution degree: | 2, according to EN IEC 60947-1 |
| Thermal current I_{th}: | 5 A |

MECHANICAL CHARACTERISTICS

| | |
|-----------------------------|----------------------------------|
| Terminal: | Soldering terminal, 2.8 x 0.5 mm |
| Contact material: | Silver |
| Switching action: | Maintained |
| Switching system: | Snap-action switching element |
| Mechanical lifetime: | 500 000 cycles of operation |
| Operating force: | 4 N ... 7 N |
| Operating Travel: | ca. 3 mm |
| Tightening torque: | 0.5 ... 0.6 Nm |
| Weight: | 0.018 kg |

AMBIENT CONDITION

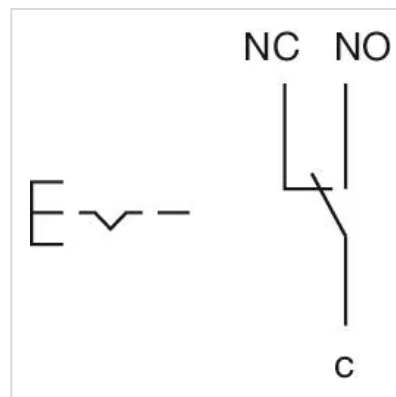
| | |
|-------------------------------|--|
| IP front protection: | IP65, IP67 |
| Operating temperature: | - 30 °C ... + 70 °C |
| Storage temperature: | - 40 °C ... + 80 °C |
| Shock resistance: | Max. 500 m / s ² as per IEC 60068-2-27 |
| Vibration resistance: | 10 ... 500 Hz, amplitude 1.5 mm p-p according to IEC 60068-2-6 |
| Climate resistance: | Damp heat, 21 days according to IEC 60512-11 |

CERTIFICATE

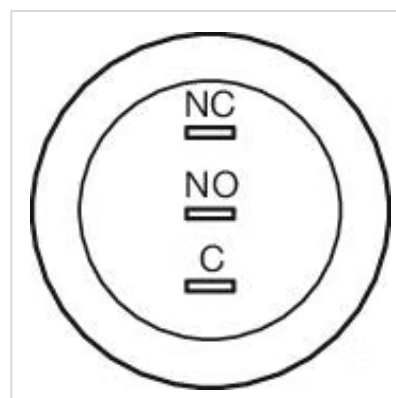
| | |
|----------------------|---|
| Conformities: | CE, 2011 / 65 / EC (RoHS), 2014 / 35 / EU (LVD) |
| REACH: | REACH compliant |
| RoHS: | RoHS compliant |

OTHER

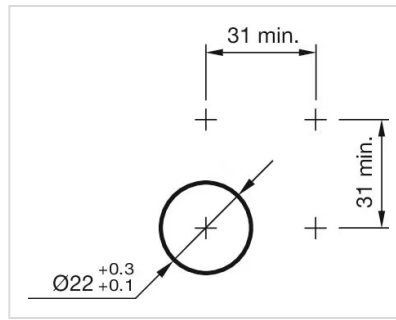
| | |
|---------------------------|--|
| Short Description: | Push button Ø 22 mm silver contact, Maintained, 240 V, 1 C, Soldering terminal, 2.8 x 0.5 mm, Round, Stainless steel, ON/OFF, Silver |
| Housing size: | 19 mm |
| Wiring diagrams: | |



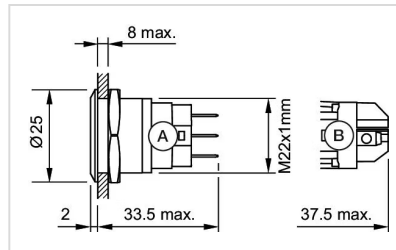
Component layouts:



Mounting cut-outs:



Dimension drawings:



A = Solder terminal
B = Screw terminal